

Pancakes

Talk!






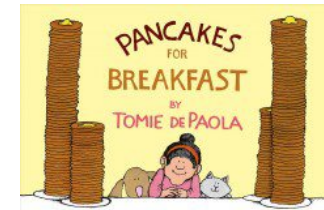

Mix a Pancake:
Storytime
Rhyme from
Jbrary

Sing!

Mix a Pancake
Do the actions and practice motor skills!

Tune: Oh My Darling Clementine
Mix a pancake, mix a pancake, Mix
a pancake, right now,
Right now I'll mix a pancake, mix a
pancake right now.

Read!



Flip Flap Jack from
King County
Library
System



More verses:
Pour a pancake
Flip it over
Spread the butter
Pour the syrup
Dropped my pancake -
yell "5 second rule!"
Ate it anyway - sing really fast!

Play!

Create your own Flip Flap Jack out of paper for a game. Have your child cover their eyes. Hide one of the berries under one of the bigger body parts. Ask "Where is the berry?" Have your child point to it or tell you where they think it is. Repeat.

Cook!



- 1 1/2 cup flour
- 3 tsp baking powder
- 1 tbsp sugar
- 1/2 tsp salt
- 1/2 tsp vanilla
- 2 tsp butter (melted)
- 1 1/4 cup milk
- 1 egg

- 1) In a large mixing bowl, add all dry ingredients.
- 2) Pour the butter, milk, egg, and vanilla in the center.
- 3) With an adult, use an electric mixer on low until all ingredients are well combined.
- 4) Spray pan with cooking spray and use medium-high heat.
- 5) Fill a ladle half full with batter and slowly pour it on the pan. Repeat, leaving space between pancakes for flipping. When pancakes are filled with small bubbles, gently slide a spatula under and flip.
- 6) Cook for another 30-45 seconds and use spatula to lift off the pan.
- 7) Serve with your choice of whipped cream, strawberries, blueberries, bananas, chocolate sauce, maple syrup, or butter.

Write!

Did you know coloring helps children practice their writing skills? Download a Flip Flap Jack printable to create your own!

