



Play

Push your furniture aside and use painters tape to make capital letters on the floor. On



notecards, write the corresponding lowercase letters. Play music and have kids dance around. When the music stops, hold up a card and see who can step on the matching letter first!









Repurpose plastic eggs into an alphabet matching game! Add capital letters to the top and lowercase letters to the bottom. Separate halves into two containers, Allow your child match each set of letters. This exercise is great for letter recognition and also for developing the fine motor skills that will be needed to learn how to write!




Alphabet

Read



Move

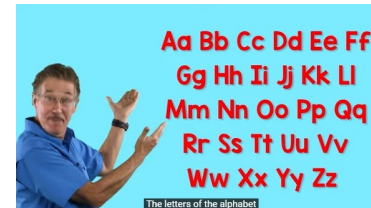


The Alphabet Freeze Dance by The Kiboomers

Talk

Teaching your kids animal sounds helps them learn letter sounds. For example, the sound "quack" is a fun way to practice "q" (pronounced "qwuh" and "k"). Also, children begin to correlate a symbol (a picture of a duck) with a sound. This is the same process they will use when learning that letters represent sounds. Have fun talking about the silly noises animals make, it's really beneficial!

Sign



See It, Say It, Sign It by Jack Hartmann

