

BINARY CODE BRACELETS

INSTRUCTIONS & SIMPLE BINARY NUMBER CHART


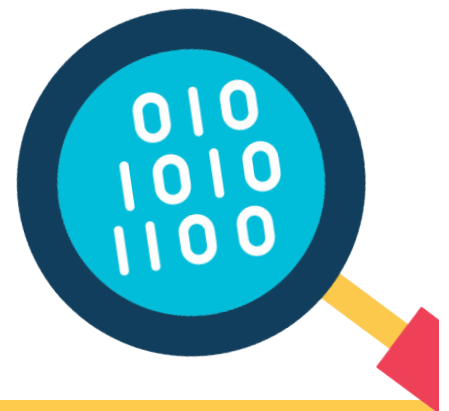

INSTRUCTIONS

1. Choose 3 colors of beads: 1 color for your 1s, 1 color for your 0s, and another color for a spacer.
2. Use the binary chart to create the numbers for your bracelet. To make it easier for little kids we are using a *simplified* chart with only numbers 0-9. You can add the code for 1 and 2 to make twelve. $01+10 = 0110$. *You can also download the more advanced chart of numbers 1 - 31 and one for letters if you child wants a challenge.*

SIMPLE BINARY NUMBERS

DECIMAL	BINARY	DECIMAL	BINARY
1	01	6	110
2	10	7	111
3	11	8	1000
4	100	9	1001
5	101	0	0

3. Tie a knot at one end of the string. Lace the string with the beads, putting the spacer bead between each number. Tie ends together to make your bracelet!



Greenwood County Library

600 South Main Street
Greenwood, South Carolina 29646 | 864-941-4650
www.greenwoodcountylibrary.org