


Stories and More: December 2016

Singing songs is a great way to build language skills. When we sing, we slow words down so children can hear the smaller sounds in them. Singing also increases memory, grows our ability to rhyme and is just great fun! You can sing anywhere!

For ages Birth to 18 months:




Toot! Toot! : guess the instrument!

by Cocoretto

Try and guess the instrument by the sound it makes: Dum! Dum! Is that a drum? Toot! Toot! What makes that sound? Then lift the flap and learn the instrument's name! What other sounds can you make?

For ages 18 months to 3 years:




If You're Happy and You Know It!

by Jane Cabrera

An elephant, a monkey, and a giraffe join other animals to sing different verses of this popular song. Sing along and do the movements to grow vocabulary, language, memory, gross and fine motor skills!

For ages 3 to 5 years:



The Seals on the Bus

by Lenny Hort

Sing along using the "Wheels on the Bus" tune and laugh as more and more animals get on the bus. Ask questions as you share the story: How would you feel if a bunny got on the bus with you? A SNAKE? Make noises like the animals and move like them.

Stories and More is made possible through Arapahoe Libraries' partnership with the Arapahoe County Early Childhood Council.



Arapahoe Libraries

12855 East Adam Aircraft Circle
Englewood, Colorado 80112 | 303-542-7279
arapahoelibraries.org/

Stories and More: December 2016

Also in your kit:

Babies: Feely Fish

- Make your fish swim as you sing one of our favorite storytime songs: 1 Little Fish!

1 little fish is swimming in the water
Swimming in the water
Swimming in the water

1 little fish is swimming in the water
Bubble, bubble, bubble, bubble, POP!

- Talk about how the fish feels, looks and sounds. Is he smooth or bumpy? Does he make a squeaking sound? What color is the fish? Give your child lots of vocabulary words to make reading easier later on!

Toddlers & Preschoolers: Wrist Ribbon

- Use your wrist ribbon to make shapes while you dance to your favorite music! Learning about shapes is a great way to start learning about letters. Make circles, triangles, and other shapes in the air! You can also practice moving your wrist ribbon up, down, around, back and forth, to the right or left, side to side, in a zigzag, etc. - this helps children learn directional words!
- Dancing with a wrist ribbon builds gross motor skills. Your child is encouraged to move his arm in big movements that build stability and arm strength. Moving the arm across the body is called "crossing the midline" and is important for helping the two halves of the brain work together!

More fun at home:

- Help your young child hear the smaller sounds in words by encouraging her to clap out the syllables while singing. For babies, help them clap or tap the beat on their arms or legs.
- Singing builds rhythm and memory skills, too. Make up your own words to familiar songs. Sing in the car, while changing a diaper, while getting ready for bed. Anytime!
- Make a family song book! Write the names of favorite songs on pieces of paper. Have your child draw illustrations to go with them. Ask your child to choose a song from the book that you can sing together. Take your songbook along in the car for something fun to do while you travel!

Try some of these books that you can sing or chant!

I Ain't Gonna Paint No more! by Karen Beaumont

Old MacDonald Had a Farm by James Dean

Baa, Baa, Black Sheep by Jane Cabrera

Marc Brown's Playtime Rhymes : a Treasury for Families to Learn and Play Together by Marc Tolon Brown

The Wheels on the Tuk Tuk by Kabir Sehgal

Sing with Me!: Action Songs Every Child Should Know by Naoko Stoop